

EX012-A

2-Way Active Multipurpose Monitor



Quick Start Guide

EX012-A is a versatile, high-performance full range 2-way active wedged monitor conceived for professional environments where portable sound reinforcement is required, delivering a superior audio reproduction in a very compact, multipurpose format.

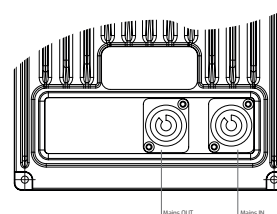
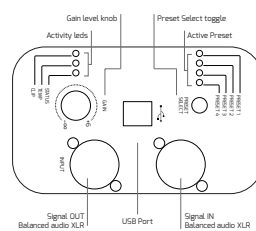
EX012-A HF assembly couples a 3" compression driver into common **EXO** Series birch plywood axisymmetric horn with IDEA's proprietary design and a premium European, dedicated-design passive crossover filter provides a smooth, natural transition into the MLF 12" woofer and summing up into a full-range superior audio playback along the whole usable frequency range from 20 kHz down to 55 Hz.

Like all IDEA models, **EX012-A** is built with 15 and 18 mm birch plywood, IDEA's Aquaforce waterproof paint coating and a high-quality steel grille, creating a rugged, durable and stylish loudspeaker. The 60° wedged cabinet allows not only to be used as FOH main system in small venues, bars and AV applications and as a stage monitor but to seamlessly fit into any wall mount fixed installation. **EX012-A** integrates a bottom Pole Mount 35 mm socket to be configured on **BASSO** Series subwoofers for portable sound reinforcement and medium performance venues and clubs. The dedicated U-bracket and ten threaded M8 inserts allow for all vertical and horizontal U-bracket positions both for wall and ceiling fixed installations as well as to be precisely oriented in pole mounted configurations.



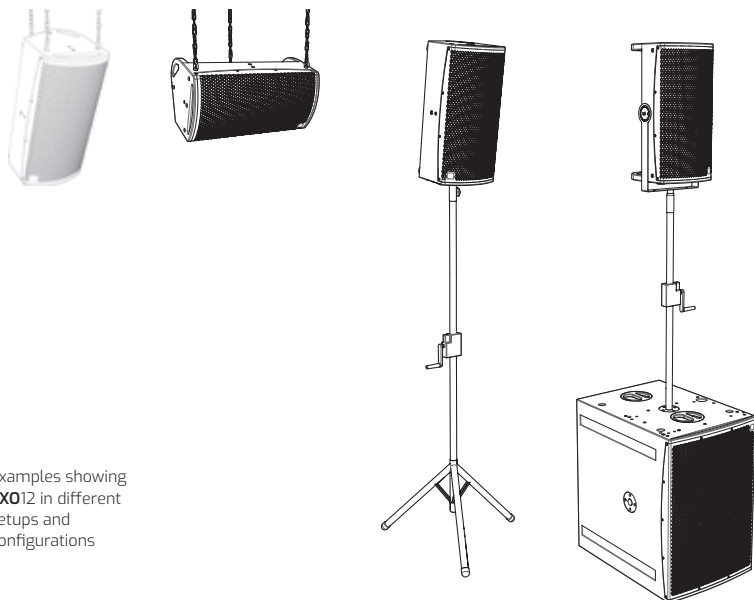
DSP/AMP POWER MODULE

EX012-A integrates a Class-D 1,2 kW (@ 4Ω) power module and 24-bit DSP with 4 selectable presets. This high efficiency, low consumption power module features PFC (Power Factor Correction) for worldwide operation and error proof connection to mains voltage. The rear panel features a rotary gain control, balanced audio input and output XLR and PowerCON connections, led activity indicators and a select pushbutton to toggle between the 4 preloaded presets.

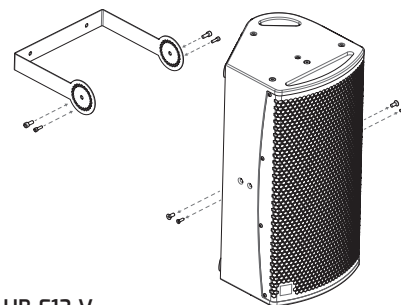


INSTALLATION ACCESSORIES

EX012 is fitted with 10 threaded M8 inserts for hung permanent installations as well as bottom 36 mm pole-mount socket that serves for both pole mount configurations onto a **BASSO** Series subwoofer.



Examples showing **EX012** in different setups and configurations



UB-E12-V

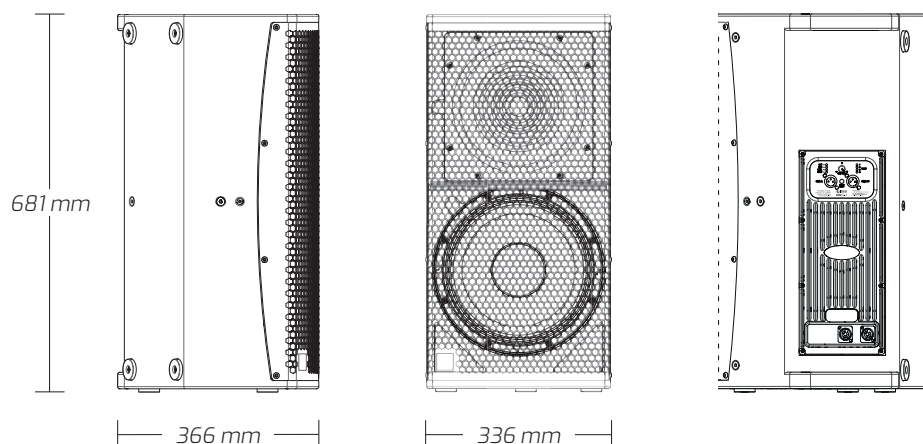
Optional Wall-Mount Accessory

The optional U-Bracket accessory for **EX012** wall-mount installations allows for different vertical angulations. Fit the M8 bolts, choose the proper vertical angle and lock the position with a M6 bolt per side.

TECHNICAL DATA

Enclosure design	Wedged
LF Transducer	1 x 12" High performance woofer
HF Transducer	3" Voice coil Compression Driver
Class D Amp Continuous Power	1.2 kW
DSP	24bit @ 48kHz AD/DA - 4 selectable presets: Preset 1 - Flat Preset 2 - HF Boost Preset 3 - Loudness Preset 4 - Vocal
SPL (Continuous/Peak)	122/128 dB SPL
Frequency Range (-10 dB)	60 - 23000 Hz
Frequency Range (-3 dB)	87 - 21000 Hz
Coverage	80° Axisymmetric
Dimensions (WxHxD)	336 x 681 x 366 mm (13.2 x 26.8 x 14.4 in)
Weight	26.3 kg (58 lb)
Audio Connectors	2 x Neutrik XLR I/O
AC Connectors	2 x Neutrik powerCON® I/O
Cabinet Construction	15 + 18 mm Birch Plywood
Grille	1.5 mm perforated weatherised steel with protective foam
Finish	Durable IDEA proprietary High Resistance paint coating process
Handles	2 integrated handles
Feet/Skates	4 + 3 Rubber feet
Installation	10 threaded M8 inserts. Bottom 36 mm pole mount socket
Accessories	U-Bracket vertical (UB-E12-V) U-Bracket horizontal (UB-E12-H) Pole (K&M-21336)

TECHNICAL DRAWINGS



WARNINGS AND SAFETY GUIDELINES



- Read this document thoroughly, follow all safety warnings and keep it for future reference.
- The exclamation mark inside a triangle indicates that whatever repairing and component replacement operations must be done by qualified and authorized personnel.
- No user serviceable parts inside.
- Only use accessories tested and approved by IDEA and supplied by the manufacturer or an authorized dealer.



- Installations, rigging and suspension operations must be done by qualified personnel.
- This is a Class I device. Do not remove Mains connector ground.
- Only use accessories specified by IDEA, complying with maximum loads specifications and following local safety regulations.



- Read the specifications and connection instructions before proceeding to connect the system and use only cabling supplied or recommended by IDEA. Connection of the system should be done by qualified personnel.
- Professional sound reinforcement systems can deliver high SPL levels that may result in hearing damage. Do not stand close to the system while in use.



- Loudspeaker produce magnetic field even while they are not in use or even when disconnected. Do not place or expose loudspeakers to any device that is sensitive to magnetic fields such as television monitors or data storage magnetic material.
- Keep the equipment in the safe working temperature range [0°-45°] at all times.
- Disconnect the equipment during lightning storms and when it is not to be used for a long time.
- Do not expose this device to rain or moisture.
- Do not place any objects containing liquids, such as bottles or glasses, on the top of the unit. Do not splash liquids on the unit.
- Clean with a wet cloth. Do not use solvent-based cleaners.
- Regularly check the loudspeaker housings and accessories for visible signs of wear and tear, and replace them when necessary.
- Refer all servicing to qualified service personnel.
- This symbol on the product indicates that this product should not be treated as household waste. Follow local regulation for recycling of electronic devices.
- IDEA declines any responsibility from misuse that may result in malfunction or damage of the equipment.



WARRANTY

- All IDEA products are guaranteed against any manufacturing defect for a period of 5 years from date of purchase for acoustical parts and 2 years from date of purchase for electronic devices.
- The guarantee excludes damage from incorrect use of the product.
- Any guarantee repair, replacement and servicing must be exclusively done by the factory or any of authorized service centres.
- Do not open or intend to repair the product; otherwise servicing and replacement will not be applicable for guarantee repair.
- Return the damaged unit, at shipper's risk and freight prepaid, to the nearest service centre with a copy of the purchase invoice in order to claim guarantee service or replacement.

DECLARATION OF CONFORMITY

I MAS D ELECTROACÚSTICA SL

POL. A TRABE 19-20 15350 CEDEIRA (GALICIA - SPAIN)

DECLARES THAT: EX012-A

COMPLIES WITH THE FOLLOWING EU DIRECTIVES:

ROHS (2002/95/CE) RESTRICTION OF HAZARDOUS SUBSTANCES

LVD (2006/95/CE) LOW VOLTAGE DIRECTIVE

EMC (2004/108/CE) ELECTRO-MAGNETIC COMPATIBILITY

WEEE (2002/96/CE) WASTE OF ELECTRIC AND ELECTRONIC EQUIPMENT

EN 60065: 2002 AUDIO, VIDEO AND SIMILAR ELECTRONIC APPARATUS. SAFETY REQUIREMENTS.

EN 55103-1: 1996 ELECTROMAGNETIC COMPATIBILITY: EMISSION

EN 55103-2: 1996 ELECTROMAGNETIC COMPATIBILITY: IMMUNITY



For further information scan the QR Code
or refer to the following web address: www.ideaproaudio.com/product-detail/exo12-a

IDEA is always in pursuit of better performance, greater reliability and design features.
Technical specifications and minor finish details may vary without notice in order to improve our products.

©2022 - I MAS D Electroacústica SL

Pol. A Trabe 19-20 15350 Cedeira (Galicia - Spain)